




Annexure V

PRE-SCHEME SHAREHOLDING PATTERN OF PINE LABS PRIVATE LIMITED AS ON AUGUST 12, 2024

S.No.	Name of Shareholder	No. of Equity Shares Held	% of Shareholding
1.	Pine Labs Ltd.	83,89,93,350	99.89%
2.	Lokvir Kapoor	110	*0.00%
3.	Kush Mehra	1	*0.00%
4.	Sameer Maheshwary	1	*0.00%
5.	Vijayalakshmi Swaminathan	1	*0.00%
6.	Rakesh Sharma	1	*0.00%
7.	Ashwani Madan	5,70,000	0.07%
8.	Vipul Varshney	1,11,852	0.01%
9.	Keith Boodle	1,60,398	0.02%
10.	Akash Chauhan	53,574	*0.00%
11.	Amit Sinha	61,068	0.01%
	Total	83,99,50,356	100%

* Less than 0.01%




shreyas



Annexure V


Expected Post-Scheme Shareholding Pattern of Pine Labs Private Limited as on August 12, 2024

S. NO.	NAME OF SHAREHOLDER	NO. OF EQUITY SHARES	NO. OF PREFERENCE SHARES	TOTAL NO. OF SHARES HELD	% OF TOTAL NO. OF SHARES HELD
1	PEAK XV PARTNERS PINE INVESTMENT HOLDINGS	3,32,92,771	18,27,50,836	21,60,43,607	21.76
2	PEAK XV PARTNERS INVESTMENTS IV	25,67,713	-	25,67,713	0.26
3	ACTIS PINE LABS INVESTMENT HOLDINGS LIMITED	3,10,65,003	5,16,62,919	8,27,27,922	8.33
4	MACRITCHIE INVESTMENTS PTE. LTD.	95,60,566	6,57,79,236	7,53,39,802	7.59
5	ARANDA INVESTMENTS PTE. LTD.	-	68,21,672	68,21,672	0.69
6	PAYPAL PTE. LTD.	56,29,892	5,81,15,013	6,37,44,905	6.42
7	MASTERCARD ASIA/PACIFIC PTE. LTD	36,43,253	5,20,05,917	5,56,49,170	5.60
8	CITIBANK NOMINEES SINGAPORE PTE LTD	1,00,725	5,60,344	6,61,069	0.07
9	RAFFLES NOMINEES (PTE.) LIMITED	45,63,000	2,53,99,883	2,99,62,883	3.02
10	HSBC (SINGAPORE) NOMINEES PTE LIMITED	29,83,329	1,66,06,324	1,95,89,653	1.97
11	DBS NOMINEES (PRIVATE) LIMITED	5,23,971	29,16,306	34,40,277	0.35
12	LONE CYPRESS LTD	43,48,197	1,28,40,981	1,71,89,178	1.73
13	LONE CASCADE, L.P	40,90,663	1,80,64,541	2,21,55,204	2.23
14	LONE MONTEREY MASTER FUND LTD	-	2,42,400	2,42,400	0.02
15	LONE SIERRA, L.P	74,653	3,49,611	4,24,264	0.04
16	LONE SPRUCE, L.P	86,353	3,09,677	3,96,030	0.04
17	ALPHA WAVE VENTURES II, LP	27,05,065	3,32,36,940	3,59,42,005	3.62
18	ALPHA WAVE INDIA I LP (formerly known as FALCON EDGE INDIA I LP)	10,58,371	-	10,58,371	0.11
19	MADISON INDIA OPPORTUNITIES IV	8,76,889	2,74,76,309	2,83,53,198	2.86
20	AIM INVESTMENT FUNDS (INVESCO INVESTMENT FUNDS)	1,70,54,243	1,31,22,807	3,01,77,050	3.04
21	LOKVIR KAPOOR	2,43,38,951	-	2,43,38,951	2.45
22	SOFINA VENTURES S.A.	-	1,87,69,104	1,87,69,104	1.89





S. NO.	NAME OF SHAREHOLDER	NO. OF EQUITY SHARES	NO. OF PREFERENCE SHARES	TOTAL NO. OF SHARES HELD	% OF TOTAL NO. OF SHARES HELD
23	SMALLCAP WORLD FUND, INC	97,92,410	72,61,833	1,70,54,243	1.72
24	TREE LINE ASIA MASTER FUND	25,97,218	1,44,57,026	1,70,54,244	1.72
25	BARON EMERGING MARKETS FUND	-	1,36,43,344	1,36,43,344	1.37
26	WF ASIAN RECONNAISSANCE FUND LIMITED	-	1,36,43,344	1,36,43,344	1.37
27	DURO ONE INVESTMENTS LIMITED	-	86,97,540	86,97,540	0.88
28	DURO INDIA OPPORTUNITIES FUND PTE. LTD.	-	15,35,032	15,35,032	0.15
29	CGH AMSIA S.A.R.L	51,16,222	-	51,16,222	0.52
30	STATE BANK OF INDIA IFSC BANKING UNIT, GIFT CITY	-	60,46,652	60,46,652	0.61
31	LIGHTSPEED VENTURE PARTNERS XII MAURITIUS	9,88,423	-	9,88,423	0.10
32	LIGHTSPEED INDIA PARTNERS I, LLC	17,95,110	-	17,95,110	0.18
33	SANJEEV KUMAR	96,92,958	-	96,92,958	0.98
34	ALTIMETER GROWTH PARTNERS FUND III, L.P.	-	1,78,18,198	1,78,18,198	1.79
35	RAKESH SHARMA	62,31,951	-	62,31,951	0.63
36	NAGANATH KUMAR SUDARSAN	60,01,759	-	60,01,759	0.60
37	ISHANA CAPITAL MASTER FUND	1,29,085	38,95,827	40,24,912	0.41
38	IC PARTNERS LONG ONLY FUND	89,660	27,07,099	27,96,759	0.28
39	ARUN SARIN	26,43,765	-	26,43,765	0.27
40	BLACKROCK EMERGING FRONTIERS MASTER FUND LIMITED	66,641	20,09,913	20,76,554	0.21
41	KUSH MEHRA	20,34,840	-	20,34,840	0.20
42	DEV ANAND SHARMA	16,34,103	-	16,34,103	0.16
43	OCTAHEDRON MASTER FUND, LP.	1,70,545	-	1,70,545	0.02
44	360 ONE MONOPOLISTIC MARKET INTERMEDIARIES FUND (formerly known as IIFL MONOPOLISTIC MARKET INTERMEDIARIES FUND)	6,28,638	34,99,415	41,28,053	0.42
45	KARUN POONACHA K	10,08,136	-	10,08,136	0.10
46	360 ONE SPECIAL OPPORTUNITIES FUND-SERIES 8 (formerly known as IIFL	13,97,172	77,76,648	91,73,820	0.92



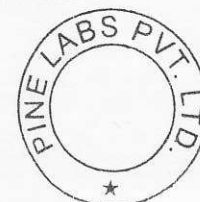


S. NO.	NAME OF SHAREHOLDER	NO. OF EQUITY SHARES	NO. OF PREFERENCE SHARES	TOTAL NO. OF SHARES HELD	% OF TOTAL NO. OF SHARES HELD
	SPECIAL OPPORTUNITIES FUND-SERIES 8)				
47	RAJIV SHARMA	6,04,093	-	6,04,093	0.06
48	NIPUN MEHRA	5,68,102	-	5,68,102	0.06
49	SAMEER MAHESHWARY	11,14,834	-	11,14,834	0.11
50	MW XO DIGITAL FINANCE FUND HOLDCO LTD	68,21,672	-	68,21,672	0.69
51	RAVI PRATAP SINGH	3,22,141	-	3,22,141	0.03
52	MARSHALL WACE IRELAND LIMITED (AS MANGER OF EUREKA FUND)	-	1,70,54,243	1,70,54,243	1.72
53	RAKESH KUMAR SHUKLA	3,10,822	-	3,10,822	0.03
54	RAJESH THAREJA	2,74,703	-	2,74,703	0.03
55	YEOH CHEN CHOW	8,01,345	-	8,01,345	0.08
56	HEMANT BAKSHI	2,22,561	-	2,22,561	0.02
57	KOTAK PRE-IPO OPPORTUNITIES FUND	9,86,897	54,93,685	64,80,582	0.65
58	VENKAT LAXMAN PARUCHURI	1,78,812	-	1,78,812	0.02
59	ARUP BANERJEE	1,59,099	-	1,59,099	0.02
60	RUPESH NANDA	1,04,286	-	1,04,286	0.01
61	MAYANK	1,57,319	-	1,57,319	0.02
62	ASHU CHAUDHARY	73,890	-	73,890	0.01
63	DEEPAK TOMAR	97,418	-	97,418	0.01
64	VISHAL MISHRA	76,306	-	76,306	0.01
65	NITIN GUPTA	46,165	-	46,165	0.00
66	MANISHA DUBEY	32,812	-	32,812	0.00
67	SUSHIL KUMAR	31,413	-	31,413	0.00
68	CHANDAN KUMAR	1,00,979	-	1,00,979	0.01
69	KARISHMA SETH	24,927	-	24,927	0.00
70	AKHIL KASHYAP	43,622	-	43,622	0.00
71	BRIAN VIDYAVRITH JOHN	27,979	-	27,979	0.00
72	SHYAM KUMAR GUPTA	68,930	-	68,930	0.01
73	APARNA KHOSLA	1,48,289	-	1,48,289	0.01
74	HARDEEP SINGH	64,479	-	64,479	0.01
75	SAMRESH MALIK	17,932	-	17,932	0.00
76	ANUPAM JAIN	1,59,989	-	1,59,989	0.02
77	RAJ KISHOR SAHU	41,333	-	41,333	0.00
78	NITIN KUMAR	1,45,745	-	1,45,745	0.01
79	LAKSHMI SREENIVASAN	8,267	-	8,267	0.00






S. NO.	NAME OF SHAREHOLDER	NO. OF EQUITY SHARES	NO. OF PREFERENCE SHARES	TOTAL NO. OF SHARES HELD	% OF TOTAL NO. OF SHARES HELD
80	ALARIC RIMAN JOSEPH DEVAVARAM	7,631	-	7,631	0.00
81	SAMEER DOSHI	13,226	-	13,226	0.00
82	AMIT KUMAR NAYAK	5,341	-	5,341	0.00
83	DIPESH KAMLESH SHAH	4,197	-	4,197	0.00
84	ASHISH SEMWAL	4,070	-	4,070	0.00
85	USHA MURALIDHAR	4,070	-	4,070	0.00
86	AMIT SINGH	3,434	-	3,434	0.00
87	DWAIPAYAN DILIP CHANDA	3,815	-	3,815	0.00
88	JITENDRA KUMAR SINGH	11,446	-	11,446	0.00
89	RAU BAIRAVARASU AMRISH	37,99,554	-	37,99,554	0.38
90	NEERAJ KUMAR	2,798	-	2,798	0.00
91	DEEPAK MATHUR	60,918	-	60,918	0.01
92	ANIRUDH DATTA	14,371	-	14,371	0.00
93	AMAN MITTAL	18,441	-	18,441	0.00
94	AMAN SHUKLA	7,631	-	7,631	0.00
95	RAVISH KUMAR	23,273	-	23,273	0.00
96	ANUJAI SAXENA	27,725	-	27,725	0.00
97	KUMAR GAURAV	1,47,144	-	1,47,144	0.01
98	SHITAL AGARWAL	28,869	-	28,869	0.00
99	AJAY GUPTA	17,550	-	17,550	0.00
100	MANTU SINGH	14,117	-	14,117	0.00
101	ARCHANA DIPANKAR CHAKRAVARTY	15,897	-	15,897	0.00
102	JASMEET SINGH ARORA	81,775	-	81,775	0.01
103	PRAKHAR GOUR	18,441	-	18,441	0.00
104	ANOOP S KUMAR	12,209	-	12,209	0.00
105	VIKASH KEJRIWAL	17,550	-	17,550	0.00
106	NEUBERGER BERMAN EQUITY FUNDS, NEUBERGER BERMAN EMERGING MARKETS EQUITY FUND	5,19,393	28,91,507	34,10,900	0.34
107	BLACKROCK GLOBAL FUNDS - EMERGING MARKETS FUND	80,249	24,21,586	25,01,835	0.25
108	BLACKROCK EMERGING MARKETS FUND	33,702	10,20,599	10,54,301	0.11
109	PAWAN KUMAR SINGH	10,174	-	10,174	0.00
110	VIKAS JAITLY	14,625	-	14,625	0.00
111	PRABHAKAR KUMAR	9,284	-	9,284	0.00
112	KRISHNAN GOPALAKRISHNAN IYER	1,82,754	-	1,82,754	0.02
113	SIMANTA DAS	2,05,646	-	2,05,646	0.02






S. NO.	NAME OF SHAREHOLDER	NO. OF EQUITY SHARES	NO. OF PREFERENCE SHARES	TOTAL NO. OF SHARES HELD	% OF TOTAL NO. OF SHARES HELD
114	CHAYAN HAZRA	2,78,137	-	2,78,137	0.03
115	SANJAY ACHYUT TAMBWEKAR	95,383	-	95,383	0.01
116	SHARAD GULHAR	1,01,233	-	1,01,233	0.01
117	SUBHODIP MANDAL	39,425	-	39,425	0.00
118	LAXMINARAYAN GAURE KAKADE	10,429	-	10,429	0.00
119	KANWARPAL SINGH BINDRA	7,52,636	-	7,52,636	0.08
120	GUPTA PAVAN ARVIND	85,336	-	85,336	0.01
121	VINAY MADAN	8,775	-	8,775	0.00
122	LAURIN LUKAS STAHL	254	-	254	0.00
123	PRIYADARSHI MAHATMA MISHRA	51,253	-	51,253	0.01
124	SARHAN BIN ABDUL SAMAT	1,908	-	1,908	0.00
125	RAHUL AGARWAL	93,094	-	93,094	0.01
126	HIREN BHARATKUMAR TRIVEDI	10,174	-	10,174	0.00
127	RANA PRATAP SINGH	3,815	-	3,815	0.00
128	SRINIVAS NAGARAJA RAO	85,336	-	85,336	0.01
129	VISHAL RATHORE	10,174	-	10,174	0.00
130	RAJESH ANTONY MATHAI ALIYATH	67,658	-	67,658	0.01
131	PRADEEP KUMAR ARYA	6,740	-	6,740	0.00
132	RYAN LIM	23,401	-	23,401	0.00
133	WYNDA OCTARIA	12,972	-	12,972	0.00
134	ALOK MITTAL	34,211	-	34,211	0.00
135	MAJETY SRI HARSHA	34,211	-	34,211	0.00
136	SUSHMA JAIN	85,209	-	85,209	0.01
137	HARSH JAIN	97,418	-	97,418	0.01
138	RACHANA JAIN	85,209	-	85,209	0.01
139	ANAND KUMAR JAIN	73,254	-	73,254	0.01
140	RATHNA GIRISH MATHRUBOOTHAM	1,70,545	-	1,70,545	0.02
141	DAYZERO HOLDINGS PRIVATE LIMITED	68,294	-	68,294	0.01
142	RELATIONAL CAPITAL LLC	1,70,545	-	1,70,545	0.02
143	G1 INNOVATIONS PTE. LTD.	25,690	-	25,690	0.00
144	M3A PTE. LTD.	34,211	-	34,211	0.00
145	NISHA HARISH RAU	85,336	-	85,336	0.01
146	RAU SWETA AMRISH	17,169	-	17,169	0.00
147	RUTVIK BAIRAVARASU RAU	34,338	-	34,338	0.00
148	MALAY S PARIKH	1,36,461	-	1,36,461	0.01



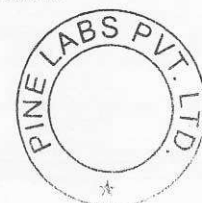


S. NO.	NAME OF SHAREHOLDER	NO. OF EQUITY SHARES	NO. OF PREFERENCE SHARES	TOTAL NO. OF SHARES HELD	% OF TOTAL NO. OF SHARES HELD
149	MALHOTRA SHUBHAM	17,169	-	17,169	0.00
150	GARIMELLA SAI SRINIVAS KIRAN	17,169	-	17,169	0.00
151	SATISH KUMAR NADARAJAN	10,047	-	10,047	0.00
152	VELAMUR RANGACHARI GOVINDARAJAN	34,211	-	34,211	0.00
153	PUNATHIL PRAJIT NANU	68,294	-	68,294	0.01
154	REDBROOK PTE. LIMITED	34,211	-	34,211	0.00
155	CAPIER VENTURE PARTNERS INDIA LLP	34,211	-	34,211	0.00
156	GAURAV MUNJAL	5,214	-	5,214	0.00
157	SETHI SURESH KUMAR	17,169	-	17,169	0.00
158	MD PAI PARTNERS LLP	1,70,291	-	1,70,291	0.02
159	BLACKROCK GLOBAL FUNDS - GLOBAL MULTI-ASSET INCOME FUND	9,538	2,87,548	2,97,086	0.03
160	NAG SHAILAZ	27,598	-	27,598	0.00
161	BLACKROCK GLOBAL FUNDS - DYNAMIC HIGH INCOME FUND	6,740	2,02,975	2,09,715	0.02
162	NITISH KUMAR ASTHANA	10,13,350	-	10,13,350	0.10
163	WHITE PINE VENTURES LTD	3,23,921	-	3,23,921	0.03
164	ANKUSH KALASH	12,082	-	12,082	0.00
165	SAHIL RAMANATH KINI	11,36,458	-	11,36,458	0.11
166	NIKHIL KUMAR KOLAR SATHISH	11,36,458	-	11,36,458	0.11
167	DOMINIC SAMILIN SALAZAR	1,017	-	1,017	0.00
168	AMIT KUMAR	20,094	-	20,094	0.00
169	GAURAV BHUSHAN SHARMA	15,897	-	15,897	0.00
170	TARUN SINGH THAKUR	6,232	-	6,232	0.00
171	DINESH KRISHNAMURTHY	19,458	-	19,458	0.00
172	SHUBHAM CHAUHAN	2,925	-	2,925	0.00
173	DEBASHISH SEN	17,805	-	17,805	0.00
174	PRATAP THOPPIL PANKAJAKSHAN	2,54,355	-	2,54,355	0.03
175	BALPREET SINGH	3,434	-	3,434	0.00
176	SYED VIQAR HUSAIN NAQVI	64,606	-	64,606	0.01
177	BHARAT INCLUSIVE TECHNOLOGIES HOLDINGS LIMITED SEED	3,23,031	-	3,23,031	0.03
178	LENARCO LIMITED	-	1,69,11,805	1,69,11,805	1.70
179	MOORE STRATEGIC VENTURES LLC	-	1,02,32,572	1,02,32,572	1.03






S. NO.	NAME OF SHAREHOLDER	NO. OF EQUITY SHARES	NO. OF PREFERENCE SHARES	TOTAL NO. OF SHARES HELD	% OF TOTAL NO. OF SHARES HELD
180	NORDMANN LUX S.C.SP (Vitruvian)	40,57,724	73,05,201	1,13,62,925	1.14
181	DEEPTI MEHTA	17,296	-	17,296	0.00
182	ABHISHEK JAIN	69,820	-	69,820	0.01
183	MANJUNATH UDYAVAR SUNDAR	16,660	-	16,660	0.00
184	ANURAG ARJUN MISHRA	21,366	-	21,366	0.00
185	NIKHIL SAINI	12,463	-	12,463	0.00
186	AJITH MOHANDASA PRABHU	1,04,667	-	1,04,667	0.01
187	NITIN PANSARI	29,378	-	29,378	0.00
188	SUSHIL	3,434	-	3,434	0.00
189	YADAV SACHIN KASHINATH	636	-	636	0.00
190	ATMA RAM SAHU	6,105	-	6,105	0.00
191	NIRANJAN KUMAR	20,094	-	20,094	0.00
192	MARC KAY MATHENZ	14,68,264	-	14,68,264	0.15
193	Bhavin Javerilal Rambhia	28,615	-	28,615	0.00
194	NG AIK PHONG	73,000	-	73,000	0.01
195	TANG KAI LING	2,162	-	2,162	0.00
196	TANG SHI YING	5,469	-	5,469	0.00
197	NIKHIL SRIVASTAVA	2,544	-	2,544	0.00
198	DEEPAK GUPTA	25,563	-	25,563	0.00
199	SWAPNIL SHARMA	7,885	-	7,885	0.00
200	SANJEEV GUPTA	23,782	-	23,782	0.00
201	PRANJAL SHARMA	3,434	-	3,434	0.00
202	SIDDHANT TIWARI	30,014	-	30,014	0.00
203	AKASH SHARMA	6,613	-	6,613	0.00
204	MAN SINGH	10,174	-	10,174	0.00
205	ABHISHEK SRIVASTAVA	2,544	-	2,544	0.00
206	RAJEEV KUMAR	29,378	-	29,378	0.00
207	VIVEK JAIN	23,401	-	23,401	0.00
208	HIMADRI ROY	4,706	-	4,706	0.00
209	VAMSHIKRISHNA VANGALA	9,538	-	9,538	0.00
210	VIKASH SRIVASTAVA	40,697	-	40,697	0.00
211	PARESH ULHAS MAHADIK	6,613	-	6,613	0.00
212	KINNARI PARAG AHMEDABADI	2,035	-	2,035	0.00
213	ANKIT JAIN	11,828	-	11,828	0.00
214	MACNET MICHAEL TUSCANO	18,695	-	18,695	0.00
215	ASHWINI ANIL WAIGANKAR	636	-	636	0.00
216	VIPUL NAIR	10,301	-	10,301	0.00
217	RUCHI SINGH	2,289	-	2,289	0.00



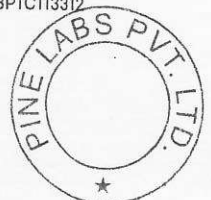


S. NO.	NAME OF SHAREHOLDER	NO. OF EQUITY SHARES	NO. OF PREFERENCE SHARES	TOTAL NO. OF SHARES HELD	% OF TOTAL NO. OF SHARES HELD
218	SANA SADAF SHAHRUK SHAIKH	4,706	-	4,706	0.00
219	WONG ZENG BIN JEREMY	5,087	-	5,087	0.00
220	CHUA PEI HOOI	1,017	-	1,017	0.00
221	LOW JIA YUN	763	-	763	0.00
222	MHD MOHANNAD SARAJJI	2,035	-	2,035	0.00
223	ARZUMY BIN MD YUSOF	2,87,548	-	2,87,548	0.03
224	SOLANKI JATIN PRAVIN	36,881	-	36,881	0.00
225	JOEL NEOH EU-JIN	17,47,800	-	17,47,800	0.18
226	CHAI SWET LI	3,561	-	3,561	0.00
227	ANISHA SASHEENDRAN	59,519	-	59,519	0.01
228	AUDRONE PAKALNYTE	1,02,759	-	1,02,759	0.01
229	DHEERAJ CHOWDHRY	1,06,829	-	1,06,829	0.01
230	CHEN WEI JIA	6,359	-	6,359	0.00
231	ASAD HUSSAIN	2,925	-	2,925	0.00
232	DILHANY JAYAWARDENA	15,770	-	15,770	0.00
233	AISHAH BINTI AZMAN	2,162	-	2,162	0.00
234	MUHAMMAD AIMAN BIN YUSRA	2,671	-	2,671	0.00
235	TAN BEE TI	6,486	-	6,486	0.00
236	SHARAZAD BINTI HJ MOHD JAFFAR SADIQ MARICAR	1,908	-	1,908	0.00
237	KOON SHI XIN	636	-	636	0.00
238	LAI FOOK CHIONG	12,082	-	12,082	0.00
239	ZUHAI RI BIN AKHSAH	1,145	-	1,145	0.00
240	NG MIN XI	4,960	-	4,960	0.00
241	GRISHMA VIJAYKUMAR SONI	15,261	-	15,261	0.00
242	ISHANT GUPTA	3,815	-	3,815	0.00
243	CHEN SHIHAO	4,833	-	4,833	0.00
244	CHUNG WENG WAI	9,665	-	9,665	0.00
245	NAVINDREN A/L BASKARAN	1,780	-	1,780	0.00
246	YEO SZE THENG	382	-	382	0.00
247	DEEPAK TANDON	12,718	-	12,718	0.00
248	BAGISH KUMAR MISHRA	20,857	-	20,857	0.00
249	SUMIT AGGARWAL	46,547	-	46,547	0.00
250	MANJOT SINGH GUJRAL	3,434	-	3,434	0.00
251	ASHISH ANAND	8,267	-	8,267	0.00
252	VENUGOPAL CHOUDHARY	4,66,487	-	4,66,487	0.05
253	RASHI SINGHAL	28,106	-	28,106	0.00
254	SUBHAM GUPTA	3,052	-	3,052	0.00
255	SOURJYO ROY	7,376	-	7,376	0.00
256	JUNIO ANDRETI	509	-	509	0.00






S. NO.	NAME OF SHAREHOLDER	NO. OF EQUITY SHARES	NO. OF PREFERENCE SHARES	TOTAL NO. OF SHARES HELD	% OF TOTAL NO. OF SHARES HELD
257	YOLANDA TAN ROU BING	890	-	890	0.00
258	WONG PHUI LIAN	1,399	-	1,399	0.00
259	Ong Hui Boon	2,798	-	2,798	0.00
260	MUHAMMAD U'MARI BIN ZULKIFLI	1,908	-	1,908	0.00
261	ARVINDD A/L SELVARATNAM	6,105	-	6,105	0.00
262	LEE PEI YEE	7,631	-	7,631	0.00
263	VIBHORE UPRETY	7,249	-	7,249	0.00
264	SANDEEP YADAV	88,643	-	88,643	0.01
265	THAMPURAJ DHARMAMOORTHY	3,943	-	3,943	0.00
266	NIKHIL SURESH VAIDYA	18,822	-	18,822	0.00
267	VISHAL GANGARAM MEDEKAR	382	-	382	0.00
268	BASKAR MATHIALAGAN	14,371	-	14,371	0.00
269	FAIZ SAIFI	14,498	-	14,498	0.00
270	MAHENDRA MAHADEV DEVRUKHAKAR	2,162	-	2,162	0.00
271	PRANAY CHANDRAKANT GHOGALE	10,429	-	10,429	0.00
272	SHITAL ROHIT PATIL	382	-	382	0.00
273	MELVIN KIRAN	3,307	-	3,307	0.00
274	Anu Mathew	130993	0	1,30,993	0.01
275	Lokesh Godara	47183	0	47,183	0.00
276	Siva Shankar Thiyagarajan	32049	0	32,049	0.00
277	Yogendar Prasad Rikhari	15897	0	15,897	0.00
278	Abhishek R Bula	12718	0	12,718	0.00
279	Naresh R	12591	0	12,591	0.00
280	Mani Bhushan Kumar	9157	0	9,157	0.00
281	Ian Galvin Fernandes	9030	0	9,030	0.00
282	Aditya Anand	6868	0	6,868	0.00
283	Ankur Gupta	5087	0	5,087	0.00
284	Vigrahala Sandeep Kumar	5087	0	5,087	0.00
285	Umesh Chand Satti	5087	0	5,087	0.00
286	Dharmendra Kumar	3815	0	3,815	0.00
287	Yogesh Pathak	3688	0	3,688	0.00
288	Naveen Malhotra	3688	0	3,688	0.00
289	Akshay Kumar	3434	0	3,434	0.00
290	Asveen Kaur	3179	0	3,179	0.00
291	Vatsal Bhasin	6,740		6,740	0.00
292	Ashutosh Vats	2,416	-	2,416	0.00





S. NO.	NAME OF SHAREHOLDER	NO. OF EQUITY SHARES	NO. OF PREFERENCE SHARES	TOTAL NO. OF SHARES HELD	% OF TOTAL NO. OF SHARES HELD
293	Nitin Rameshchandra Jain	4,324	-	4,324	0.00
294	Girish Kumar Jeshtaveni	3,688	-	3,688	0.00
295	Rohit Mishra	12,591	-	12,591	0.00
296	Soumalya Biswas	16,787	-	16,787	0.00
297	Parichay Reddy Thella	6,232	-	6,232	0.00
298	Naveen	25,435	-	25,435	0.00
299	Pankaj Kumar Roy	19,077	-	19,077	0.00
300	Rajeev Kumar Sharma	19,077	-	19,077	0.00
301	Palagada Galeiah	4,070	-	4,070	0.00
302	Manojkumar Harichandra Vishwakarma	1,908	-	1,908	0.00
303	Ashish Joshi	5,087	-	5,087	0.00
304	Sunil Ghintala	12,718	-	12,718	0.00
305	Prakhar Jain	16,660	-	16,660	0.00
306	Harsh	20,984	-	20,984	0.00
307	Foo Lay Shin	18,695	-	18,695	0.00
308	Radhika Manthan Shah	15,643	-	15,643	0.00
309	YEDDULA TULASIREDDY	8,775	-	8,775	0.00
310	Anshuman Mehta	21,493	-	21,493	0.00
311	Anoop Banavara Sreedhar	2,925	-	2,925	0.00
312	Mahendar Karupotula	40,824	-	40,824	0.00
313	Arjun Patnaik	1,11,535	-	1,11,535	0.01
314	Anuj Patel	1,908	-	1,908	0.00
315	Arijeet Saha	8,648	-	8,648	0.00
316	Bhushan Jivanji Thaker	39,679	-	39,679	0.00
317	Priten Amrutlal Shah	3,052	-	3,052	0.00
318	Noopur Jain	32,430	-	32,430	0.00
319	Mandar Govind Dakwe	763	-	763	0.00
320	Sachin Ramesh Rao	1,780	-	1,780	0.00
321	Vikash Kumar	1,653	-	1,653	0.00
322	Abhijeet Michael Carvalho	32,176	-	32,176	0.00
323	Rishab Jain	3,688	-	3,688	0.00
324	Mohit Monga	12,209	-	12,209	0.00
325	Sunil Kumar Raja	4,324	-	4,324	0.00
326	Ritu Rahul Rodrigues	4,451	-	4,451	0.00
327	DEEVANSHU SHARMA	14,244	-	14,244	0.00
328	Prakhar Shrigyan	4,706	-	4,706	0.00
329	Avantika Jain	1,30,230	-	1,30,230	0.01
330	Gautam Marwah	2,035	-	2,035	0.00
331	Akash Chugh	3,179	-	3,179	0.00



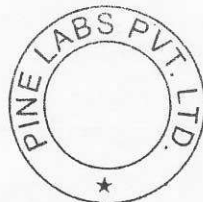


S. NO.	NAME OF SHAREHOLDER	NO. OF EQUITY SHARES	NO. OF PREFERENCE SHARES	TOTAL NO. OF SHARES HELD	% OF TOTAL NO. OF SHARES HELD
332	Mayank Gupta	5,214	-	5,214	0.00
333	Gandharva R Bettadapur	27,089	-	27,089	0.00
334	Anand B Burji	12,082	-	12,082	0.00
335	Ginni Singhal	7,122	-	7,122	0.00
336	Gaurav Mittal	35,610	-	35,610	0.00
337	Abhinav Garg	6,868	-	6,868	0.00
338	Santhosh Kumar Jangidi	10,174	-	10,174	0.00
339	Vijay Mane	7,631	-	7,631	0.00
340	Seema Saroha	9,284	-	9,284	0.00
341	Vinay Chaudhary	66,387	-	66,387	0.01
342	Lin Cheun Hong	636	-	636	0.00
343	Hari Krishna Seemala	37,645	-	37,645	0.00
344	Nadhapriyai Selvaganapathy	21,239	-	21,239	0.00
345	Sudeep Kunnath Rajagopal	6,359	-	6,359	0.00
346	Shruti Chopra	3,179	-	3,179	0.00
347	Pooja Choudhary	6,359	-	6,359	0.00
348	Ashwani Madan	5,70,000	-	5,70,000	0.06
349	Keith Boodle	1,60,398	-	1,60,398	0.02
350	Vipul Varshney	1,11,852	-	1,11,852	0.01
351	Amit Sinha	61,068	-	61,068	0.01
352	Akash Chauhan	53,574	-	53,574	0.01
353	Vijayalakshmi Swaminathan	1	-	1	0.00
	Total	23,92,05,545	75,38,44,412	99,30,49,957	100.00
ESOPs	Unexercised ESOPs	10,81,08,729	-	10,81,08,729	

Notes:

- 850,062 un-exercised stock options of Pine Labs Limited as on August 12, 2024 will be substituted by 10,81,08,729 stock options of Pine Labs Private Limited post the Scheme becoming effective.
- 0.00% denotes less than 0.01%

Sheela Suman





Annexure V

PRE-SCHEME SHAREHOLDING PATTERN OF PINE LABS LIMITED AS ON AUGUST 12, 2024

S. NO.	NAME OF SHAREHOLDER	NO. OF ORDINARY SHARES	NO. OF PREFERENCE SHARES	TOTAL NO. OF SHARES HELD	% OF TOTAL NO. OF SHARES HELD
1	PEAK XV PARTNERS PINE INVESTMENT HOLDINGS	2,61,782	14,36,975	16,98,757	21.78
2	ACTIS PINE LABS INVESTMENT HOLDINGS LIMITED	2,44,265	4,06,227	6,50,492	8.34
3	MACRITCHIE INVESTMENTS PTE. LTD.	75,175	5,17,224	5,92,399	7.59
4	PAYPAL PTE. LTD.	44,268	4,56,960	5,01,228	6.43
5	MASTERCARD ASIA/PACIFIC PTE. LTD	28,647	4,08,924	4,37,571	5.61
6	LOKVIR KAPOOR	1,91,377	0	1,91,377	2.45
7	SOFINA VENTURES S.A.	0	1,47,582	1,47,582	1.89
8	MADISON INDIA OPPORTUNITIES IV	6,895	2,16,047	2,22,942	2.86
9	RAFFLES NOMINEES (PTE.) LIMITED	35,879	1,99,720	2,35,599	3.02
10	HSBC (SINGAPORE) NOMINEES PTE LIMITED	23,458	1,30,576	1,54,034	1.97
11	DBS NOMINEES (PRIVATE) LIMITED	4120	22,931	27,051	0.35
12	LONE CYPRESS LTD	34,190	1,00,969	1,35,159	1.73
13	LONE CASCADE, L.P	32,165	1,42,042	1,74,207	2.23
14	ALTIMETER GROWTH PARTNERS FUND III, L.P.	0	1,40,105	1,40,105	1.80
15	SMALLCAP WORLD FUND, INC	76,998	57,100	1,34,098	1.72
16	MARSHALL WACE IRELAND LIMITED (AS MANGER OF EUREKA FUND)	0	1,34,098	1,34,098	1.72
17	TREE LINE ASIA MASTER FUND	20,422	1,13,676	1,34,098	1.72
18	LENARCO LIMITED	0	1,32,978	1,32,978	1.70






S. NO.	NAME OF SHAREHOLDER	NO. OF ORDINARY SHARES	NO. OF PREFERENCE SHARES	TOTAL NO. OF SHARES HELD	% OF TOTAL NO. OF SHARES HELD
19	BARON EMERGING MARKETS FUND	0	1,07,278	1,07,278	1.38
20	WF ASIAN RECONNAISSANCE FUND LIMITED	0	1,07,278	1,07,278	1.38
21	MOORE STRATEGIC VENTURES LLC	0	80,459	80,459	1.03
22	SANJEEV KUMAR	76,216	0	76,216	0.98
23	DURO ONE INVESTMENTS LIMITED	0	68,389	68,389	0.88
24	ARANDA INVESTMENTS PTE. LTD.	0	53,639	53,639	0.69
25	MW XO DIGITAL FINANCE FUND HOLDCO LTD	53,639	0	53,639	0.69
26	RAKESH SHARMA	49,002	0	49,002	0.63
27	NAGANATH KUMAR SUDARSAN	47,192	0	47,192	0.60
28	ISHANA CAPITAL MASTER FUND	1,015	30,633	31,648	0.41
29	NEUBERGER BERMAN EQUITY FUNDS, NEUBERGER BERMAN EMERGING MARKETS EQUITY FUND	4,084	22,736	26,820	0.34
30	IC PARTNERS LONG ONLY FUND	705	21,286	21,991	0.28
31	ARUN SARIN	20,788	0	20,788	0.27
32	PEAK XV PARTNERS INVESTMENTS IV	20,190	0	20,190	0.26
33	BLACKROCK GLOBAL FUNDS - EMERGING MARKETS FUND	631	19,041	19,672	0.25
34	KUSH MEHRA	16,000	0	16,000	0.21
35	BLACKROCK EMERGING FRONTIERS MASTER FUND LIMITED	524	15,804	16,328	0.21
36	DEV ANAND SHARMA	12,849	0	12,849	0.16
37	DURO INDIA OPPORTUNITIES FUND PTE. LTD.	0	12,070	12,070	0.15
38	LONE MONTEREY MASTER FUND LTD	0	1,906	1,906	0.02





S. NO.	NAME OF SHAREHOLDER	NO. OF ORDINARY SHARES	NO. OF PREFERENCE SHARES	TOTAL NO. OF SHARES HELD	% OF TOTAL NO. OF SHARES HELD
39	BLACKROCK EMERGING MARKETS FUND	265	8,025	8,290	0.11
40	KARUN POONACHA K	7,927	0	7,927	0.10
41	CITIBANK NOMINEES SINGAPORE PTE LTD	792	4,406	5,198	0.07
42	RAJIV SHARMA	4,750	0	4,750	0.06
43	NIPUN MEHRA	4,467	0	4,467	0.06
44	SAMEER MAHESHWARY	8,766	0	8,766	0.11
45	LONE SIERRA, L.P	587	2,749	3,336	0.04
46	RAVI PRATAP SINGH	2,533	0	2,533	0.03
47	BLACKROCK GLOBAL FUNDS - GLOBAL MULTI-ASSET INCOME FUND	75	2261	2,336	0.03
48	RAKESH KUMAR SHUKLA	2,444	0	2,444	0.03
49	LONE SPRUCE, L.P	679	2,435	3,114	0.04
50	RAJESH THAREJA	2160	0	2,160	0.03
51	YEOH CHEN CHOW	6,301	0	6,301	0.08
52	HEMANT BAKSHI	1,750	0	1,750	0.02
53	BLACKROCK GLOBAL FUNDS - DYNAMIC HIGH INCOME FUND	53	1,596	1,649	0.02
54	OCTAHEDRON MASTER FUND, LP.	1,341	0	1,341	0.02
55	VENKAT LAXMAN PARUCHURI	1,406	0	1,406	0.02
56	ARUP BANERJEE	1,251	0	1,251	0.02
57	RUPESH NANDA	820	0	820	0.01
58	MAYANK	1237	0	1,237	0.02



pine labs



S. NO.	NAME OF SHAREHOLDER	NO. OF ORDINARY SHARES	NO. OF PREFERENCE SHARES	TOTAL NO. OF SHARES HELD	% OF TOTAL NO. OF SHARES HELD
59	ASHU CHAUDHARY	581	0	581	0.01
60	DEEPAK TOMAR	766	0	766	0.01
61	VISHAL MISHRA	600	0	600	0.01
62	NITIN GUPTA	363	0	363	0.00
63	MANISHA DUBEY	258	0	258	0.00
64	SUSHIL KUMAR	247	0	247	0.00
65	CHANDAN KUMAR	794	0	794	0.01
66	KARISHMA SETH	196	0	196	0.00
67	AKHIL KASHYAP	343	0	343	0.00
68	BRIAN VIDYAVRITH JOHN	220	0	220	0.00
69	SHYAM KUMAR GUPTA	542	0	542	0.01
70	APARNA KHOSLA	1,166	0	1,166	0.01
71	HARDEEP SINGH	507	0	507	0.01
72	SAMRESH MALIK	141	0	141	0.00
73	ANUPAM JAIN	1258	0	1,258	0.02
74	RAJ KISHOR SAHU	325	0	325	0.00
75	NITIN KUMAR	1146	0	1,146	0.01
76	LAKSHMI SREENIVASAN	65	0	65	0.00
77	ALARIC RIMAN JOSEPH DEVAVARAM	60	0	60	0.00
78	SAMEER DOSHI	104	0	104	0.00





S. NO.	NAME OF SHAREHOLDER	NO. OF ORDINARY SHARES	NO. OF PREFERENCE SHARES	TOTAL NO. OF SHARES HELD	% OF TOTAL NO. OF SHARES HELD
79	AMIT KUMAR NAYAK	42	0	42	0.00
80	DIPESH KAMLESH SHAH	33	0	33	0.00
81	ASHISH SEMWAL	32	0	32	0.00
82	USHA MURALIDHAR	32	0	32	0.00
83	AMIT SINGH	27	0	27	0.00
84	DWAIPAYAN DILIP CHANDA	30	0	30	0.00
85	JITENDRA KUMAR SINGH	90	0	90	0.00
86	RAU BAIRAVARASU AMRISH	29,876	0	29,876	0.38
87	NEERAJ KUMAR	22	0	22	0.00
88	DEEPAK MATHUR	479	0	479	0.01
89	ANIRUDH DATTA	113	0	113	0.00
90	AMAN MITTAL	145	0	145	0.00
91	AMAN SHUKLA	60	0	60	0.00
92	RAVISH KUMAR	183	0	183	0.00
93	ANUJAI SAXENA	218	0	218	0.00
94	KUMAR GAURAV	1157	0	1,157	0.01
95	SHITAL AGARWAL	227	0	227	0.00
96	AJAY GUPTA	138	0	138	0.00
97	MANTU SINGH	111	0	111	0.00
98	ARCHANA DIPANKAR CHAKRAVARTY	125	0	125	0.00





S. NO.	NAME OF SHAREHOLDER	NO. OF ORDINARY SHARES	NO. OF PREFERENCE SHARES	TOTAL NO. OF SHARES HELD	% OF TOTAL NO. OF SHARES HELD
99	JASMEET SINGH ARORA	643	0	643	0.01
100	PRAKHAR GOUR	145	0	145	0.00
101	ANOOP S KUMAR	96	0	96	0.00
102	VIKASH KEJRIWAL	138	0	138	0.00
103	AIM INVESTMENT FUNDS (INVESCO INVESTMENT FUNDS)	1,34,098	1,03,185	2,37,283	3.04
104	CGH AMSIA S.A.R.L	40,229	0	40,229	0.52
105	360 ONE MONOPOLISTIC MARKET INTERMEDIARIES FUND (formerly known as IIFL MONOPOLISTIC MARKET INTERMEDIARIES FUND)	4,943	27,516	32,459	0.42
106	360 ONE SPECIAL OPPORTUNITIES FUND-SERIES 8 (formerly known as IIFL SPECIAL OPPORTUNITIES FUND-SERIES 8)	10,986	61,148	72,134	0.92
107	KOTAK PRE-IPO OPPORTUNITIES FUND	7,760	43,197	50,957	0.65
108	PAWAN KUMAR SINGH	80	0	80	0.00
109	VIKAS JAITLEY	115	0	115	0.00
110	PRABHAKAR KUMAR	73	0	73	0.00
111	KRISHNAN GOPALAKRISHNAN IYER	1,437	0	1,437	0.02
112	SIMANTA DAS	1,617	0	1,617	0.02
113	CHAYAN HAZRA	2,187	0	2,187	0.03
114	SANJAY ACHYUT TAMBWEKAR	750	0	750	0.01
115	SHARAD GULHAR	796	0	796	0.01
116	SUBHODIP MANDAL	310	0	310	0.00





S. NO.	NAME OF SHAREHOLDER	NO. OF ORDINARY SHARES	NO. OF PREFERENCE SHARES	TOTAL NO. OF SHARES HELD	% OF TOTAL NO. OF SHARES HELD
117	LAXMINARAYAN GAURE KAKADE	82	0	82	0.00
118	KANWARPAL SINGH BINDRA	5,918	0	5,918	0.08
119	GUPTA PAVAN ARVIND	671	0	671	0.01
120	VINAY MADAN	69	0	69	0.00
121	LAURIN LUKAS STAHL	2	0	2	0.00
122	PRIYADARSHI MAHATMA MISHRA	403	0	403	0.01
123	SARHAN BIN ABDUL SAMAT	15	0	15	0.00
124	ATMA RAM SAHU	48	0	48	0.00
125	RAHUL AGARWAL	732	0	732	0.01
126	NIRANJAN KUMAR	158	0	158	0.00
127	HIREN BHARATKUMAR TRIVEDI	80	0	80	0.00
128	RANA PRATAP SINGH	30	0	30	0.00
129	SRINIVAS NAGARAJA RAO	671	0	671	0.01
130	VISHAL RATHORE	80	0	80	0.00
131	RAJESH ANTONY MATHAI ALIYATH	532	0	532	0.01
132	PRADEEP KUMAR ARYA	53	0	53	0.00
133	RYAN LIM	184	0	184	0.00
134	WYNDA OCTARIA	102	0	102	0.00
135	ALOK MITTAL	269	0	269	0.00
136	MAJETY SRI HARSHA	269	0	269	0.00



pine labs



S. NO.	NAME OF SHAREHOLDER	NO. OF ORDINARY SHARES	NO. OF PREFERENCE SHARES	TOTAL NO. OF SHARES HELD	% OF TOTAL NO. OF SHARES HELD
137	SUSHMA JAIN	670	0	670	0.01
138	HARSH JAIN	766	0	766	0.01
139	RACHANA JAIN	670	0	670	0.01
140	ANAND KUMAR JAIN	576	0	576	0.01
141	RATHNA GIRISH MATHRUBOOTHAM	1,341	0	1,341	0.02
142	DAYZERO HOLDINGS PRIVATE LIMITED	537	0	537	0.01
143	RELATIONAL CAPITAL LLC	1,341	0	1,341	0.02
144	G1 INNOVATIONS PTE. LTD.	202	0	202	0.00
145	M3A PTE. LTD.	269	0	269	0.00
146	NISHA HARISH RAU	671	0	671	0.01
147	RAU SWETA AMRISH	135	0	135	0.00
148	RUTVIK BAIRAVARASU RAU	270	0	270	0.00
149	MALAYS PARIKH	1073	0	1,073	0.01
150	MALHOTRA SHUBHAM	135	0	135	0.00
151	GARIMELLA SAI SRINIVAS KIRAN	135	0	135	0.00
152	SATISH KUMAR NADARAJAN	79	0	79	0.00
153	VELAMUR RANGACHARI GOVINDARAJAN	269	0	269	0.00
154	PUNATHIL PRAJIT NANU	537	0	537	0.01
155	REDBROOK PTE. LIMITED	269	0	269	0.00
156	STATE BANK OF INDIA IFSC BANKING UNIT, GIFT CITY	0	47,545	47,545	0.61





S. NO.	NAME OF SHAREHOLDER	NO. OF ORDINARY SHARES	NO. OF PREFERENCE SHARES	TOTAL NO. OF SHARES HELD	% OF TOTAL NO. OF SHARES HELD
157	CAPIER VENTURE PARTNERS INDIA LLP	269	0	269	0.00
158	GAURAV MUNJAL	41	0	41	0.00
159	SETHI SURESH KUMAR	135	0	135	0.00
160	MD PAI PARTNERS LLP	1,339	0	1,339	0.02
161	ALPHA WAVE VENTURES II, LP	21,270	2,61,343	2,82,613	3.62
162	NAG SHAILAZ	217	0	217	0.00
163	NORDMANN LUX S.C.SP (Vitruvian)	31,906	57,441	89,347	1.15
164	NITISH KUMAR ASTHANA	7,968	0	7,968	0.10
165	WHITE PINE VENTURES LTD	2,547	0	2,547	0.03
166	ANKUSH KALASH	95	0	95	0.00
167	SAHIL RAMANATH KINI	8,936	0	8,936	0.11
168	NIKHIL KUMAR KOLAR SATHISH	8,936	0	8,936	0.11
169	DOMINIC SAMILIN SALAZAR	8	0	8	0.00
170	AMIT KUMAR	158	0	158	0.00
171	GAURAV BHUSHAN SHARMA	125	0	125	0.00
172	TARUN SINGH THAKUR	49	0	49	0.00
173	DINESH KRISHNAMURTHY	153	0	153	0.00
174	SHUBHAM CHAUHAN	23	0	23	0.00
175	DEBASHISH SEN	140	0	140	0.00
176	PRATAP THOPPIL PANKAJAKSHAN	2,000	0	2,000	0.03





S. NO.	NAME OF SHAREHOLDER	NO. OF ORDINARY SHARES	NO. OF PREFERENCE SHARES	TOTAL NO. OF SHARES HELD	% OF TOTAL NO. OF SHARES HELD
177	BALPREET SINGH	27	0	27	0.00
178	SYED VIQAR HUSAIN NAQVI	508	0	508	0.01
179	BHARAT INCLUSIVE TECHNOLOGIES SEED HOLDINGS LIMITED	2,540	0	2,540	0.03
180	ALPHA WAVE INDIA I LP (formerly known as FALCON EDGE INDIA I LP)	8,322	0	8,322	0.11
181	LIGHTSPEED VENTURE PARTNERS XII MAURITIUS	7,772	0	7,772	0.10
182	LIGHTSPEED INDIA PARTNERS I, LLC	14,115	0	14,115	0.18
183	DEEPTI MEHTA	136	0	136	0.00
184	ABHISHEK JAIN	549	0	549	0.01
185	MANJUNATH UDYAVAR SUNDAR	131	0	131	0.00
186	ANURAG ARJUN MISHRA	168	0	168	0.00
187	NIKHIL SAINI	98	0	98	0.00
188	AJITH MOHANDASA PRABHU	823	0	823	0.01
189	NITIN PANSARI	231	0	231	0.00
190	Marc Kay Mathenz	11,545	0	11,545	0.15
191	Bhavin Javerilal Rambhia	225	0	225	0.00
192	Ng Aik Phong	574	0	574	0.01
193	Tang Kai Ling	17	0	17	0.00
194	Tang Shi Ying	43	0	43	0.00
195	Nikhil Srivastava	20	0	20	0.00
196	Deepak Gupta	201	0	201	0.00





S. NO.	NAME OF SHAREHOLDER	NO. OF ORDINARY SHARES	NO. OF PREFERENCE SHARES	TOTAL NO. OF SHARES HELD	% OF TOTAL NO. OF SHARES HELD
197	Swapnil Sharma	62	0	62	0.00
198	Sanjeev Gupta	187	0	187	0.00
199	Pranjal Sharma	27	0	27	0.00
200	Siddhant Tiwari	236	0	236	0.00
201	Akash Sharma	52	0	52	0.00
202	Man Singh	80	0	80	0.00
203	Abhishek Srivastava	20	0	20	0.00
204	Rajeev Kumar	231	0	231	0.00
205	Vivek Jain	184	0	184	0.00
206	HIMADRI ROY	37	0	37	0.00
207	Sushil	27	0	27	0.00
208	Vamshikrishna Vangala	75	0	75	0.00
209	Vikash Srivastava	320	0	320	0.00
210	Paresh Ulhas Mahadik	52	0	52	0.00
211	Kinnari Parag Ahmedabadi	16	0	16	0.00
212	Ankit Jain	93	0	93	0.00
213	Macnet Michael Tuscano	147	0	147	0.00
214	Ashwini Anil Waigankar	5	0	5	0.00
215	Vipul Nair	81	0	81	0.00
216	Ruchi Singh	18	0	18	0.00





S. NO.	NAME OF SHAREHOLDER	NO. OF ORDINARY SHARES	NO. OF PREFERENCE SHARES	TOTAL NO. OF SHARES HELD	% OF TOTAL NO. OF SHARES HELD
217	Sana Sadaf Shahruk Shaikh	37	0	37	0.00
218	Wong Zeng Bin Jeremy	40	0	40	0.00
219	Chua Pei Hooi	8	0	8	0.00
220	Low Jia Yun	6	0	6	0.00
221	Mhd Mohannad Saraji	16	0	16	0.00
222	Arzummy Bin MD Yusof	2261	0	2261	0.03
223	Solanki Jatin Pravin	290	0	290	0.00
224	Joel Neoh Eu-Jin	13743	0	13743	0.18
225	Chai Swet Li	28	0	28	0.00
226	Anisha Sasheendran	468	0	468	0.01
227	Audrone Pakalnyte	808	0	808	0.01
228	Dheeraj Chowdhry	840	0	840	0.01
229	Chen Wei Jia	50	0	50	0.00
230	Asad Hussain	23	0	23	0.00
231	Dilhany Jayawardena	124	0	124	0.00
232	Aishah Binti Azman	17	0	17	0.00
233	Muhammad Aiman Bin Yusra	21	0	21	0.00
234	Tan Bee Ti	51	0	51	0.00
235	Sharazad Binti HJ Mohd Jaffar Sadiq Maricar	15	0	15	0.00
236	Koon Shi Xin	5	0	5	0.00





S. NO.	NAME OF SHAREHOLDER	NO. OF ORDINARY SHARES	NO. OF PREFERENCE SHARES	TOTAL NO. OF SHARES HELD	% OF TOTAL NO. OF SHARES HELD
237	Lai Fook Chiong	95	0	95	0.00
238	Zuhairi Bin Akhsah	9	0	9	0.00
239	NG MIN XI	39	0	39	0.00
240	Grishma Vijaykumar Soni	120	0	120	0.00
241	Ishant Gupta	30	0	30	0.00
242	Chen Shihao	38	0	38	0.00
243	Chung Weng Wai	76	0	76	0.00
244	Navindren A/L Baskaran	14	0	14	0.00
245	Yeo Sze Theng	3	0	3	0.00
246	Deepak Tandon	100	0	100	0.00
247	Bagish Kumar Mishra	164	0	164	0.00
248	Sumit Aggarwal	366	0	366	0.00
249	Manjot Singh Gujral	27	0	27	0.00
250	Ashish Anand	65	0	65	0.00
251	Venugopal Choudhary	3668	0	3668	0.05
252	Rashi Singhal	221	0	221	0.00
253	Subham Gupta	24	0	24	0.00
254	Sourjyo Roy	58	0	58	0.00
255	Junio Andreti	4	0	4	0.00
256	Yolanda Tan Rou Bing	7	0	7	0.00





S. NO.	NAME OF SHAREHOLDER	NO. OF ORDINARY SHARES	NO. OF PREFERENCE SHARES	TOTAL NO. OF SHARES HELD	% OF TOTAL NO. OF SHARES HELD
257	Wong Phui Lian	11	0	11	0.00
258	Ong Hui Boon	22	0	22	0.00
259	Muhammad U'mari Bin Zulkifli	15	0	15	0.00
260	Arvindd A/L Selvaratnam	48	0	48	0.00
261	Lee Pei Yee	60	0	60	0.00
262	Vibhore Uprety	57	0	57	0.00
263	Sandeep Yadav	697	0	697	0.01
264	Thampuraj Dharmamoorthy	31	0	31	0.00
265	Nikhil Suresh Vaidya	148	0	148	0.00
266	Vishal Gangaram Medekar	3	0	3	0.00
267	Baskar Mathialagan	113	0	113	0.00
268	Faiz Saifi	114	0	114	0.00
269	Mahendra Mahadev Devrukhakar	17	0	17	0.00
270	Pranay Chandrakant Ghogale	82	0	82	0.00
271	Yadav Sachin Kashinath	5	0	5	0.00
272	Shital Rohit Patil	3	0	3	0.00
273	Melvin Kiran	26	0	26	0.00
274	Akshay Kumar	27	0	27	0.00
275	Ankur Gupta	40	0	40	0.00
276	Yogesh Pathak	29	0	29	0.00





S. NO.	NAME OF SHAREHOLDER	NO. OF ORDINARY SHARES	NO. OF PREFERENCE SHARES	TOTAL NO. OF SHARES HELD	% OF TOTAL NO. OF SHARES HELD
277	Vigrahala Sandeep Kumar	40	0	40	0.00
278	Siva Shankar Thiyagarajan	252	0	252	0.00
279	Asveen Kaur	25	0	25	0.00
280	Lokesh Godara	371	0	371	0.00
281	Naveen Malhotra	29	0	29	0.00
282	Dharmendra Kumar	30	0	30	0.00
283	Aditya Anand	54	0	54	0.00
284	Naresh R	99	0	99	0.00
285	Ian Galvin Fernandes	71	0	71	0.00
286	Anu Mathew	1030	0	1030	0.01
287	Yogendar Prasad Rikhari	125	0	125	0.00
288	Umesh Chand Satti	40	0	40	0.00
289	Abhishek R Bula	100	0	100	0.00
290	Mani Bhushan Kumar	72	0	72	0.00
291	Vatsal Bhasin	53	0	53	0.00
292	Ashutosh Vats	19	0	19	0.00
293	Nitin Rameshchandra Jain	34	0	34	0.00
294	Girish Kumar Jeshtaveni	29	0	29	0.00
295	Rohit Mishra	99	0	99	0.00
296	Soumalya Biswas	132	0	132	0.00





S. NO.	NAME OF SHAREHOLDER	NO. OF ORDINARY SHARES	NO. OF PREFERENCE SHARES	TOTAL NO. OF SHARES HELD	% OF TOTAL NO. OF SHARES HELD
297	Parichay Reddy Thella	49	0	49	0.00
298	Naveen	200	0	200	0.00
299	Pankaj Kumar Roy	150	0	150	0.00
300	Rajeev Kumar Sharma	150	0	150	0.00
301	Palagada Galeiah	32	0	32	0.00
302	Manojkumar Harichandra Vishwakarma	15	0	15	0.00
303	Ashish Joshi	40	0	40	0.00
304	Sunil Ghintala	100	0	100	0.00
305	Prakhar Jain	131	0	131	0.00
306	Harsh	165	0	165	0.00
307	Foo Lay Shin	147	0	147	0.00
308	Radhika Manthan Shah	123	0	123	0.00
309	YEDDULA TULASIREDDY	69	0	69	0.00
310	Anshuman Mehta	169	0	169	0.00
311	Anoop Banavara Sreedhar	23	0	23	0.00
312	Mahendar Karupotula	321	0	321	0.00
313	Arjun Patnaik	877	0	877	0.01
314	Anuj Patel	15	0	15	0.00
315	Arijeet Saha	68	0	68	0.00
316	Bhushan Jivanji Thaker	312	0	312	0.00





S. NO.	NAME OF SHAREHOLDER	NO. OF ORDINARY SHARES	NO. OF PREFERENCE SHARES	TOTAL NO. OF SHARES HELD	% OF TOTAL NO. OF SHARES HELD
317	Priten Amrutlal Shah	24	0	24	0.00
318	Noopur Jain	255	0	255	0.00
319	Mandar Govind Dakwe	6	0	6	0.00
320	Sachin Ramesh Rao	14	0	14	0.00
321	Vikash Kumar	13	0	13	0.00
322	Abhijeet Michael Carvalho	253	0	253	0.00
323	Rishab Jain	29	0	29	0.00
324	Mohit Monga	96	0	96	0.00
325	Sunil Kumar Raja	34	0	34	0.00
326	Ritu Rahul Rodrigues	35	0	35	0.00
327	DEEVANSHU SHARMA	112	0	112	0.00
328	Prakhar Shrigyan	37	0	37	0.00
329	Avantika Jain	1024	0	1,024	0.01
330	Gautam Marwah	16	0	16	0.00
331	Akash Chugh	25	0	25	0.00
332	Mayank Gupta	41	0	41	0.00
333	Gandharva R Bettadapur	213	0	213	0.00
334	Anand B Burji	95	0	95	0.00
335	Ginni Singhal	56	0	56	0.00
336	Gaurav Mittal	280	0	280	0.00





S. NO.	NAME OF SHAREHOLDER	NO. OF ORDINARY SHARES	NO. OF PREFERENCE SHARES	TOTAL NO. OF SHARES HELD	% OF TOTAL NO. OF SHARES HELD
337	Abhinav Garg	54	0	54	0.00
338	Santhosh Kumar Jangidi	80	0	80	0.00
339	Vijay Mane	60	0	60	0.00
340	Seema Saroha	73	0	73	0.00
341	Vinay Chaudhary	522	0	522	0.01
342	Lin Cheun Hong	5	0	5	0.00
343	Hari Krishna Seemala	296	0	296	0.00
344	Nadhapriyai Selvaganapathy	167	0	167	0.00
345	Sudeep Kunnath Rajagopal	50	0	50	0.00
346	Shruti Chopra	25	0	25	0.00
347	Pooja Choudhary	50	0	50	0.00
	TOTAL	18,73,355	59,27,500	78,00,855	100.00

Notes: 1. Pine Labs Limited has 8,50,062 unexercised stock options, the exercise of which may result in an increase in its issued and paid-up capital from time to time.

2. 0.00% denotes less than 0.01%

For Pine Labs Limited



Marc Kay Mathenz
Director

